


MINUTES OF COUNTY FINANCES
TREASURER'S REPORT

IN THE MATTER OF COUNTY FINANCES
IN THE HANDS OF JERRY YARBROUGH
TREASURER OF LAMB COUNTY, TEXAS

COMMISSIONER'S COURT
LAMB COUNTY, TEXAS
IN REGUAR SESSION,
3rd QUARTER2015

4TH QUARTER 2015

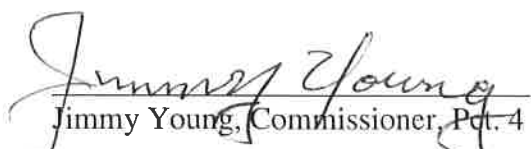
IN ACCORDANCE with Section 114.026, Local Government Code, we, the undersigned, constituting the entire Commissioners Court of said County, certify that on the 4th day of January, 2016, at the Regular term of Court, we compared and examined the quarterly report of JERRY YARBROUGH, Treasurer of Lamb County, Texas for the 3rd quarter, 2015, and finding the same correct, entered an order in the Minutes approving said Report, which states total cash and other assets on hand as \$ 9,407,624.88.


James M. DeLoach, County Judge


Cory DeBerry, Commissioner Pct. 1


Kent Lewis, Commissioner, Pct. 2



Danny Short, Commissioner Pct. 3


Jimmy Young, Commissioner, Pct. 4

SWORN TO AND SUBSCRIBED BEFORE ME, by James M. DeLoach, County Judge, and County Commissioners of said Lamb County, each respectively, on this the 16th day of May, A. D., 2016.


Attest: Tonya Ritchie, County Clerk

FILED FOR RECORD THIS 16th DAY OF May, A.D. 2016, and recorded on the 16th day of May, A.D. 2016.


Tonya Ritchie, County Clerk and
Ex-Officio Clerk of the Commissioners
Court in and for Lamb County, Texas



By: _____
Deputy

LAMB COUNTY

4TH QUARTER

ENDING

DECEMBER 31, 2015

QUARTERLY INVESTMENT REPORT

QUARTERLY REPORT FOR PERIOD ENDING DECEMBER 31, 2015

SUBMITTED TO: COMMISSIONERS' COURT, LAMB COUNTY

PREPARED AND SUBMITTED BY: JERRY YARBROUGH
INVESTMENT OFFICER
COUNTY TREASURER


Signature

This report is made in accordance with provisions of Government Code 2256, the public Funds Investment Act, which requires quarterly reporting of investment transactions for the county funds to the commissioners' court. The investments held in Lamb County's portfolio comply with the Public Funds Investment Act and with the County's investment policy and strategies.

The cash availability in each account is monitored daily. The goal in each account is to maintain adequate monies to cover usual and customary monthly expenditures in each fund.

4TH QUARTER 2015

THE CASH IN OUR OPERATING ACCOUNTS (AIM BANK) IS MONITORED DAILY. ALL FUNDS ARE FIRST BASED ON THE NINETY DAY TREASURY BILL RATE ADJUSTED MONTHLY ON THE FIRST TUESDAY OF EACH MONTH.

AIM BANK

	<u>Amount on Deposit (All Accts.)</u>	<u>Interest Earned</u>	<u>Rate</u>
October	\$5,639,665.63	\$2,264.25	0.50%
November	\$8,668,473.20	\$3,583.24	0.50%
December	\$8,696,484.42	\$3,643.97	0.50%

Investors Cash Trust

	<u>Amount on Deposit</u>	<u>Interest Earned</u>	<u>Rate</u>
October	\$0.00	\$0.00	0.00%
November	\$0.00	\$0.00	0.00%
December	\$0.00	\$0.00	0.00%

TEXPOOL

	<u>Amount on Deposit</u>	<u>Interest Earned</u>	<u>Rate</u>
October	\$29.29	\$0.00	0.00%
November	\$29.29	\$0.00	0.00%
December	\$29.29	\$0.00	0.00%

Total interest earned for this quarter: \$9,971.40

Total interest earned Year to date: \$9,971.40
October 2015 through September 2016

FUND-ACCT. NO.	ACCOUNT NAME	CASH	INVESTMENTS	FUND TOTAL
087-DIST CLERK RECORDS PRES =====				
087-1001	CLAIM ON CASH-DIST CLERK RECOR	6,313.36		
087-1103	POOLED INVESTMENTS		0.00	
	TOTAL 087-DIST CLERK RECORDS PRES	<u>6,313.36</u>	<u>0.00</u>	<u>6,313.36</u>
088-COUNTY & DISTRICT TECH FU =====				
088-1001	CLAIM ON CASH-CO & DIST TECH	1,661.13		
	TOTAL 088-COUNTY & DISTRICT TECH FU	<u>1,661.13</u>	<u>0.00</u>	<u>1,661.13</u>
089-DIST COURTS TECH/ARCHIVE =====				
089-1001	CLAIM ON CASH-DIST COURT ARCHI	5,290.94		
	TOTAL 089-DIST COURTS TECH/ARCHIVE	<u>5,290.94</u>	<u>0.00</u>	<u>5,290.94</u>
131-JP TECHNOLOGY FUND =====				
131-1001	CLAIM ON CASH-JP TECHNOLOGY	16,820.17		
131-1103	POOLED INVESTMENTS		0.00	
	TOTAL 131-JP TECHNOLOGY FUND	<u>16,820.17</u>	<u>0.00</u>	<u>16,820.17</u>
133-JP SECURITY FUND =====				
133-1001	CLAIM ON CASH-JP SECURITY	12,083.55		
133-1103	POOLED INVESTMENTS		0.00	
	TOTAL 133-JP SECURITY FUND	<u>12,083.55</u>	<u>0.00</u>	<u>12,083.55</u>
140-JUVENILE PROBATION FUND =====				
140-1001	CLAIM ON CASH-JUV PROBATION	(21,099.35)		
140-1003	JPO RESTITUTION ACCT	306.41		
	TOTAL 140-JUVENILE PROBATION FUND	<u>(20,792.94)</u>	<u>0.00</u>	<u>(20,792.94)</u>
141-STAND GRANT =====				
141-1001	CLAIM ON CASH-STAND GRANT	(19,577.49)		
	TOTAL 141-STAND GRANT	<u>(19,577.49)</u>	<u>0.00</u>	<u>(19,577.49)</u>
142-TITLE IV-E FUND =====				
142-1000	IV-E CASH ACCOUNT	11,971.57		
142-1001	CLAIM ON CASH- IV-E	0.00		
	TOTAL 142-TITLE IV-E FUND	<u>11,971.57</u>	<u>0.00</u>	<u>11,971.57</u>

LAMB COUNTY, TEXAS
 CASH & INVESTMENTS BY FUND
 AS OF: DECEMBER 31ST, 2015

FUND-ACCT. NO.	ACCOUNT NAME	CASH	INVESTMENTS	FUND TOTAL
<u>143-LAMB COUNTY 4-H ACTION</u>				
=====				
143-1000	LAMB COUNTY 4H ACTION FOR KIDS	0.00		
	TOTAL 143-LAMB COUNTY 4-H ACTION	0.00	0.00	0.00
<u>144-JPO-STATE AID</u>				
=====				
144-1001	CLAIM ON CASH-JPO STATE AID	17,636.66		
	TOTAL 144-JPO-STATE AID	17,636.66	0.00	17,636.66
<u>150-CO CLERK ELECTION ADMIN</u>				
=====				
150-1001	CLAIM ON CASH-ELECTION ADMIN	893.36		
	TOTAL 150-CO CLERK ELECTION ADMIN	893.36	0.00	893.36
<u>151-CO CLERK RECORDS ARCHIVE</u>				
=====				
151-1001	CLAIM ON CASH-CO CLERK ARCHIVE	56,185.22		
	TOTAL 151-CO CLERK RECORDS ARCHIVE	56,185.22	0.00	56,185.22
<u>165-TAX A/C- VOTER REG FUND</u>				
=====				
165-1000	CASH-TAX A/C VOTER REG ACCT	6.57		
	TOTAL 165-TAX A/C- VOTER REG FUND	6.57	0.00	6.57
<u>171-VCLG GRANT</u>				
=====				
171-1001	CLAIM ON CASH-VCLG GRANT	(3,512.49)		
	TOTAL 171-VCLG GRANT	(3,512.49)	0.00	(3,512.49)
<u>173-PRE-TRIAL DIVERSION</u>				
=====				
173-1001	CLAIM ON CASH-PRE-TRIAL DIVERS	61,803.51		
173-1103	POOLED INVESTMENTS		0.00	
	TOTAL 173-PRE-TRIAL DIVERSION	61,803.51	0.00	61,803.51
<u>174-DWI VIDEO FUND</u>				
=====				
174-1001	CLAIM ON CASH-DWI VIDEO	3,511.65		
	TOTAL 174-DWI VIDEO FUND	3,511.65	0.00	3,511.65
<u>175-CO ATTY DRUG FORFEITURE</u>				
=====				
175-1000	CO ATTY DRUG FORFEITURE ACCT	55,266.78		
	TOTAL 175-CO ATTY DRUG FORFEITURE	55,266.78	0.00	55,266.78

FUND-ACCT. NO.	ACCOUNT NAME	CASH	INVESTMENTS	FUND TOTAL
176-CO ATTY HOT CK FEE FUND				
=====				
176-1000	CO ATTY HOT CHECK FEE FUND	3,442.14		
	TOTAL 176-CO ATTY HOT CK FEE FUND	3,442.14	0.00	3,442.14
180-SHERIFF COMMISSARY FUND				
=====				
180-1000	SHERIFF COMMISSARY ACCT	14,857.39		
	TOTAL 180-SHERIFF COMMISSARY FUND	14,857.39	0.00	14,857.39
181-SHERIFF FORFEITURE-STATE				
=====				
181-1000	SHERIFF FORFEITURE-STATE CASH	74,001.10		
	TOTAL 181-SHERIFF FORFEITURE-STATE	74,001.10	0.00	74,001.10
182-SHERIFF FORFEITURE-FEDERA				
=====				
182-1000	SHERIFF FOREFITURE-FED CASH	0.00		
	TOTAL 182-SHERIFF FORFEITURE-FEDERA	0.00	0.00	0.00
190-COUNTY LIBRARY-LITTLEFIEL				
=====				
190-1000	LFD-LAMB CO LIBRARY ADV BOARD	1,160.77		
190-1001	CLAIM ON CASH-LFD LIBRARY	734.60		
	TOTAL 190-COUNTY LIBRARY-LITTLEFIEL	1,895.37	0.00	1,895.37
191-OLTON LIBRARY				
=====				
191-1000	OLTON LIBRARY LOCAL DONATIONS	862.19		
191-1001	CLAIM ON CASH-OLT LIBRARY	450.00		
	TOTAL 191-OLTON LIBRARY	1,312.19	0.00	1,312.19
195-HISTORICAL COMMISSION				
=====				
195-1001	CLAIM ON CASH-HISTORICAL COMMI	8.46		
	TOTAL 195-HISTORICAL COMMISSION	8.46	0.00	8.46
301-CAPITAL PROJECTS				
=====				
301-1001	CLAIM ON CASH-CAP PROJECTS	7.17		
301-1103	POOLED INVESTMENTS		0.00	
	TOTAL 301-CAPITAL PROJECTS	7.17	0.00	7.17
502-DISTRICT CLERK				
=====				
502-1002	DIST CLERK ACCOUNT	343,528.71		
502-1004	DIST CLERK-CIVIL FEES	21,484.49		
502-1005	DIST CLERK-CRIMINAL FEES	8,396.73		
502-1006	DISTRICT CLERK TRUST ACCUNTS	23,535.01		
	TOTAL 502-DISTRICT CLERK	396,944.94	0.00	396,944.94

FUND-ACCT. NO.	ACCOUNT NAME	CASH	INVESTMENTS	FUND TOTAL
504-COUNTY CLERK				
=====				
504-1002	CO CLERK CASH BOND-CRIMINAL	15,868.00		
504-1004	CO CLERK-GENERAL FUND CASH	(221.90)		
504-1005	CO CLERK-CRIM PARTIAL PMT	1,614.32		
504-1006	CO CLERK-TRUST ACCOUNTS	0.00		
	TOTAL 504-COUNTY CLERK	17,260.42	0.00	17,260.42
505-TAX ACCESSOR/COLLECTOR				
=====				
505-1004	TAX A/C- AUTO ACCT AIM BANK	81,657.74		
505-1005	TAX A/C- AUTO ACCT FIRST UNITE	28.59		
505-1006	TAX A/C-AUTO ACCT HAPPY STATE	215.11		
505-1007	TAX A/C- TAX ACCOUNT	5,159.41		
505-1008	TAX A/C- ESCROW ACCOUNT	3,111.10		
	TOTAL 505-TAX ACCESSOR/COLLECTOR	90,171.95	0.00	90,171.95
506-COUNTY TREASURER				
=====				
506-1002	LAMB CO CAFETERIA PLAN ACCT	8,189.49		
506-1006	SPADE ACCOUNT-GRANT	0.00		
506-1007	CASH-LAMB CO BAIL BONDS ACCT	12,281.92		
506-1008	TREAS CASH BOND ACCOUNT	12,750.00		
	TOTAL 506-COUNTY TREASURER	33,221.41	0.00	33,221.41
507-COUNTY ATTORNEY				
=====				
507-1006	CO ATTY SEIZURE ACCOUNT	2,566.52		
507-1007	CO ATTY TRUST HOT CHECK FUND	(29,956.78)		
	TOTAL 507-COUNTY ATTORNEY	(27,390.26)	0.00	(27,390.26)
509-ADULT PROBATION				
=====				
509-1002	154th J.D. -PTAF CASH ACCOUNT	2,831.00		
509-1004	LAMB COUNTY PTAF-CASH ACCOUNT	0.00		
	TOTAL 509-ADULT PROBATION	2,831.00	0.00	2,831.00
511-JUSTICE OF THE PEACE				
=====				
511-1011	JP 1 CASH ACCOUNT	3,469.95		
511-1012	JP 2 CASH ACCOUNT	3.03		
511-1013	JP 3 CASH ACCOUNT	832.97		
511-1014	JP 4 CASH ACCOUNT	425.92		
	TOTAL 511-JUSTICE OF THE PEACE	4,731.87	0.00	4,731.87

LAMB COUNTY, TEXAS
 CASH & INVESTMENTS BY FUND
 AS OF: DECEMBER 31ST, 2015

FUND-ACCT. NO.	ACCOUNT NAME	CASH	INVESTMENTS	FUND TOTAL
515-SHERIFF				
=====				
515-1003	SHERIFF BOND FEES-0244716	0.00		
515-1006	SHERIFF SEIZURE-STATE CASH	1.00		
515-1007	SHERIFF PETTY CASH ACCT	0.00		
515-1008	SHERIFF LEOSE CASH ACCOUNT	12,044.09		
515-1009	SHERIFF PRISONER TRUST CASH	10,712.40		
515-1010	SHERIFF UNCLAIMED PRISONER ACC	0.00		
515-1011	SHERIFF TRUST ACCOUNT	516.75		
515-1013	SHERIFF TOYS FOR KIDS CASH ACC	6,526.16		
	TOTAL 515-SHERIFF	29,800.40	0.00	29,800.40
600-ADULT-BASIC SUPERVISION				
=====				
600-1000	CSCD CASH-AIM BANK	0.00		
600-1001	CLAIM ON CASH-CSCD BASIC SUPER	36,788.80		
	TOTAL 600-ADULT-BASIC SUPERVISION	36,788.80	0.00	36,788.80
601-ADULT-CCP COMMUNITY CORRE				
=====				
601-1000	CCP COMMUNITY CORRECTIONS	0.00		
601-1001	CLAIM ON CASH-CSCD CCP COMMUNI	5,050.26		
	TOTAL 601-ADULT-CCP COMMUNITY CORRE	5,050.26	0.00	5,050.26
801-DEBT SERVICE				
=====				
801-1001	CLAIM ON CASH-DEBT SERVICE	887.93		
801-1103	POOLED INVESTMENTS		0.00	
801-1105	DEBT SERVICE INVESTMENT		0.00	
	TOTAL 801-DEBT SERVICE	887.93	0.00	887.93
TOTAL CASH & INVESTMENTS				
		9,407,595.59	29.29	9,407,624.88
		=====	=====	=====

*** END OF REPORT ***

FUND-ACCT. NO.	ACCOUNT NAME	CASH	INVESTMENTS	FUND TOTAL
010-GENERAL FUND				
=====				
010-1001	CLAIM ON CASH-GENERAL FUND	6,199,812.56		
010-1103	POOLED INVESTMENTS		0.00	
010-1105	TEXPOOL - GENERAL		11.26	
	TOTAL 010-GENERAL FUND	<u>6,199,812.56</u>	<u>11.26</u>	<u>6,199,823.82</u>
021-ROAD & BRIDGE 1				
=====				
021-1001	CLAIM ON CASH-R&B 1	281,408.57		
021-1103	POOLED INVESTMENTS		0.00	
021-1105	TEXPOOL - PRECINCT 1		7.83	
	TOTAL 021-ROAD & BRIDGE 1	<u>281,408.57</u>	<u>7.83</u>	<u>281,416.40</u>
022-ROAD & BRIDGE 2				
=====				
022-1001	CLAIM ON CASH-R&B 2	325,545.47		
022-1103	POOLED INVESTMENTS		0.00	
022-1105	INVESTMENT CD		0.00	
	TOTAL 022-ROAD & BRIDGE 2	<u>325,545.47</u>	<u>0.00</u>	<u>325,545.47</u>
023-ROAD & BRIDGE 3				
=====				
023-1001	CLAIM ON CASH-R&B 3	182,584.96		
023-1103	POOLED INVESTMENTS		0.00	
023-1105	INVESTMENT CD		0.00	
	TOTAL 023-ROAD & BRIDGE 3	<u>182,584.96</u>	<u>0.00</u>	<u>182,584.96</u>
024-ROAD & BRIDGE 4				
=====				
024-1001	CLAIM ON CASH-R&B 4	516,437.30		
024-1103	POOLED INVESTMENTS		0.00	
024-1105	INVESTMENT CD		0.00	
	TOTAL 024-ROAD & BRIDGE 4	<u>516,437.30</u>	<u>0.00</u>	<u>516,437.30</u>
055-LAMB HEALTHCARE CENTER				
=====				
055-1000	HOSPITAL CASH	826,861.31		
055-1001	LAMB CO HOSPITAL CASH	0.00		
055-1103	SECURITY STATE CD		0.00	
055-1105	TEXPOOL - HOSPITAL		10.20	
	TOTAL 055-LAMB HEALTHCARE CENTER	<u>826,861.31</u>	<u>10.20</u>	<u>826,871.51</u>

FUND-ACCT. NO.	ACCOUNT NAME	CASH	INVESTMENTS	FUND TOTAL
056-BAIL BOND BOARD ACCOUNT				
=====				
056-1001	CLAIM ON CASH-BAIL BOND (APPLI	6,259.52		
	TOTAL 056-BAIL BOND BOARD ACCOUNT	6,259.52	0.00	6,259.52
057-JURY FUND				
=====				
057-1001	CLAIM ON CASH-JURY FUND	44,473.51		
057-1103	POOLED INVESTMENTS		0.00	
057-1105	INVESTMENT		0.00	
	TOTAL 057-JURY FUND	44,473.51	0.00	44,473.51
059-GRANTS FUND				
=====				
059-1001	CLAIM ON CASH-GRANT FUND	40,354.96		
	TOTAL 059-GRANTS FUND	40,354.96	0.00	40,354.96
060-LIBRARY GRANTS				
=====				
060-1001	CLAIM ON CASH-LIBRARY GRANTS	(14.47)		
	TOTAL 060-LIBRARY GRANTS	(14.47)	0.00	(14.47)
083-CHILD ABUSE PREV/FAM PROT				
=====				
083-1001	CLAIM ON CASH-CHILD ABUSE/FAM	8,394.00		
	TOTAL 083-CHILD ABUSE PREV/FAM PROT	8,394.00	0.00	8,394.00
084-COURT HOUSE SECURITY				
=====				
084-1001	CLAIM ON CASH-COURT HOUSE SECU	23,834.67		
084-1103	POOLED INVESTMENTS		0.00	
	TOTAL 084-COURT HOUSE SECURITY	23,834.67	0.00	23,834.67
085-COMM COURT RECORDS PRES				
=====				
085-1001	CLAIM ON CASH-CC RECORDS PRES	31,211.66		
085-1103	POOLED INVESTMENTS		0.00	
	TOTAL 085-COMM COURT RECORDS PRES	31,211.66	0.00	31,211.66
086-COUNTY CLERK RECORDS PRES				
=====				
086-1001	CLAIM ON CASH-CO CLERK RECORDS	29,047.48		
086-1103	POOLED INVESTMENTS		0.00	
	TOTAL 086-COUNTY CLERK RECORDS PRES	29,047.48	0.00	29,047.48

		BEGINNING BALANCE	TOTAL DEBITS	TOTAL CREDITS	ENDING BALANCE	AVERAGE DAILY BALANCE
GENERAL FUND						
010-1001	CLAIM ON CASH-GE	4,023,340.28	3,741,313.66	1,564,841.38CR	6,199,812.56	5,394,218.52
010-1105	TEXPOOL - GENERA	11.26	0.00	0.00	11.26	11.26
	FUND 010 TOTAL	4,023,351.54	3,741,313.66	1,564,841.38CR	6,199,823.82	5,394,229.78
ROAD & BRIDGE 1						
021-1001	CLAIM ON CASH-R&	136,673.33	238,528.45	93,793.21CR	281,408.57	229,088.88
021-1105	TEXPOOL - PRECIN	7.83	0.00	0.00	7.83	7.83
	FUND 021 TOTAL	136,681.16	238,528.45	93,793.21CR	281,416.40	229,096.71
ROAD & BRIDGE 2						
022-1001	CLAIM ON CASH-R&	203,651.79	238,580.41	116,686.73CR	325,545.47	282,105.16
	FUND 022 TOTAL	203,651.79	238,580.41	116,686.73CR	325,545.47	282,105.16
ROAD & BRIDGE 3						
023-1001	CLAIM ON CASH-R&	36,930.50	238,335.65	92,681.19CR	182,584.96	130,762.12
	FUND 023 TOTAL	36,930.50	238,335.65	92,681.19CR	182,584.96	130,762.12
ROAD & BRIDGE 4						
024-1001	CLAIM ON CASH-R&	388,235.73	238,912.35	110,710.78CR	516,437.30	474,025.33
	FUND 024 TOTAL	388,235.73	238,912.35	110,710.78CR	516,437.30	474,025.33
LAMB HEALTHCARE CENTER						
055-1000	HOSPITAL CASH	711,897.70	3,424,888.12	3,309,924.51CR	826,861.31	513,091.79
055-1105	TEXPOOL - HOSPIT	10.20	0.00	0.00	10.20	10.20
	FUND 055 TOTAL	711,907.90	3,424,888.12	3,309,924.51CR	826,871.51	513,101.99
BAIL BOND BOARD ACCOUNT						
056-1001	CLAIM ON CASH-BA	6,248.78	10.74	0.00	6,259.52	6,252.46
	FUND 056 TOTAL	6,248.78	10.74	0.00	6,259.52	6,252.46
JURY FUND						
057-1001	CLAIM ON CASH-JU	45,275.77	317.74	1,120.00CR	44,473.51	44,787.68
	FUND 057 TOTAL	45,275.77	317.74	1,120.00CR	44,473.51	44,787.68

		BEGINNING BALANCE	TOTAL DEBITS	TOTAL CREDITS	ENDING BALANCE	AVERAGE DAILY BALANCE
GRANTS FUND						
059-1001	CLAIM ON CASH-GR	40,354.96	0.00	0.00	40,354.96	40,354.96
	FUND 059 TOTAL	40,354.96	0.00	0.00	40,354.96	40,354.96
LIBRARY GRANTS						
060-1001	CLAIM ON CASH-LI	667.02	0.00	681.49CR	14.47CR	432.72
	FUND 060 TOTAL	667.02	0.00	681.49CR	14.47CR	432.72
EMERGENCY FOOD & SHELTER						
061-1000	PUBLIC ASST FOOD	0.00	0.00	0.00	0.00	0.00
	FUND 061 TOTAL	0.00	0.00	0.00	0.00	0.00
CHILD ABUSE PREV/FAM PROT						
083-1001	CLAIM ON CASH-CH	8,334.00	60.00	0.00	8,394.00	8,371.34
	FUND 083 TOTAL	8,334.00	60.00	0.00	8,394.00	8,371.34
COURT HOUSE SECURITY						
084-1001	CLAIM ON CASH-CO	22,697.90	1,543.71	406.94CR	23,834.67	23,193.89
	FUND 084 TOTAL	22,697.90	1,543.71	406.94CR	23,834.67	23,193.89
COMM COURT RECORDS PRES						
085-1001	CLAIM ON CASH-CC	29,691.90	1,519.76	0.00	31,211.66	30,416.26
	FUND 085 TOTAL	29,691.90	1,519.76	0.00	31,211.66	30,416.26
COUNTY CLERK RECORDS PRES						
086-1001	CLAIM ON CASH-CO	32,488.92	5,213.67	8,655.11CR	29,047.48	30,583.30
	FUND 086 TOTAL	32,488.92	5,213.67	8,655.11CR	29,047.48	30,583.30
DIST CLERK RECORDS PRES						
087-1001	CLAIM ON CASH-DI	5,793.87	519.49	0.00	6,313.36	6,026.15
	FUND 087 TOTAL	5,793.87	519.49	0.00	6,313.36	6,026.15

	BEGINNING BALANCE	TOTAL DEBITS	TOTAL CREDITS	ENDING BALANCE	AVERAGE DAILY BALANCE
COUNTY & DISTRICT TECH FU					
088-1001 CLAIM ON CASH-CO	1,490.43	170.70	0.00	1,661.13	1,570.05
FUND 088 TOTAL	1,490.43	170.70	0.00	1,661.13	1,570.05
DIST COURTS TECH/ARCHIVE					
089-1001 CLAIM ON CASH-DI	4,927.13	363.81	0.00	5,290.94	5,117.44
FUND 089 TOTAL	4,927.13	363.81	0.00	5,290.94	5,117.44
JP TECHNOLOGY FUND					
131-1001 CLAIM ON CASH-JP	17,937.70	945.59	2,063.12CR	16,820.17	17,161.20
FUND 131 TOTAL	17,937.70	945.59	2,063.12CR	16,820.17	17,161.20
JP SECURITY FUND					
133-1001 CLAIM ON CASH-JP	11,833.07	250.48	0.00	12,083.55	11,932.25
FUND 133 TOTAL	11,833.07	250.48	0.00	12,083.55	11,932.25
CO CLERK ELECTION ADMIN					
150-1001 CLAIM ON CASH-EL	893.36	0.00	0.00	893.36	893.36
FUND 150 TOTAL	893.36	0.00	0.00	893.36	893.36
CO CLERK RECORDS ARCHIVE					
151-1001 CLAIM ON CASH-CO	51,502.86	4,682.36	0.00	56,185.22	53,781.20
FUND 151 TOTAL	51,502.86	4,682.36	0.00	56,185.22	53,781.20
TAX A/C- VOTER REG FUND					
165-1000 CASH-TAX A/C VOT	6.57	0.00	0.00	6.57	6.57
FUND 165 TOTAL	6.57	0.00	0.00	6.57	6.57
PRE-TRIAL DIVERSION					
173-1001 CLAIM ON CASH-PR	60,135.27	2,427.55	759.31CR	61,803.51	60,552.58
FUND 173 TOTAL	60,135.27	2,427.55	759.31CR	61,803.51	60,552.58

		BEGINNING BALANCE	TOTAL DEBITS	TOTAL CREDITS	ENDING BALANCE	AVERAGE DAILY BALANCE
DWI VIDEO FUND 174-1001	CLAIM ON CASH-DW	3,466.57	45.08	0.00	3,511.65	3,486.82
	FUND 174 TOTAL	3,466.57	45.08	0.00	3,511.65	3,486.82
CO ATTY DRUG FORFEITURE 175-1000	CO ATTY DRUG FOR	55,324.06	22.72	80.00CR	55,266.78	55,265.46
	FUND 175 TOTAL	55,324.06	22.72	80.00CR	55,266.78	55,265.46
CO ATTY HOT CK FEE FUND 176-1000	CO ATTY HOT CHEC	3,249.11	193.03	0.00	3,442.14	3,427.11
	FUND 176 TOTAL	3,249.11	193.03	0.00	3,442.14	3,427.11
SHERIFF COMMISSARY FUND 180-1000	SHERIFF COMMISSA	15,026.70	1,297.63	1,466.94CR	14,857.39	14,843.21
	FUND 180 TOTAL	15,026.70	1,297.63	1,466.94CR	14,857.39	14,843.21
SHERIFF FORFEITURE-STATE 181-1000	SHERIFF FORFEITU	82,565.10	0.00	8,564.00CR	74,001.10	74,001.10
	FUND 181 TOTAL	82,565.10	0.00	8,564.00CR	74,001.10	74,001.10
SHERIFF FORFEITURE-FEDERA 182-1000	SHERIFF FOREFITU	0.00	0.00	0.00	0.00	0.00
	FUND 182 TOTAL	0.00	0.00	0.00	0.00	0.00
COUNTY LIBRARY-LITTLEFIEL 190-1000	LFD-LAMB CO LIBR	1,159.31	2.18	0.72CR	1,160.77	1,159.81
190-1001	CLAIM ON CASH-LF	762.60	172.00	200.00CR	734.60	624.86
	FUND 190 TOTAL	1,921.91	174.18	200.72CR	1,895.37	1,784.67
OLTON LIBRARY 191-1000	OLTON LIBRARY LO	861.10	1.09	0.00	862.19	861.47
191-1001	CLAIM ON CASH-OL	450.00	0.00	0.00	450.00	450.00
	FUND 191 TOTAL	1,311.10	1.09	0.00	1,312.19	1,311.47

	BEGINNING BALANCE	TOTAL DEBITS	TOTAL CREDITS	ENDING BALANCE	AVERAGE DAILY BALANCE
HISTORICAL COMMISSION					
195-1001 CLAIM ON CASH-HI	8.46	0.00	0.00	8.46	8.46
FUND 195 TOTAL	8.46	0.00	0.00	8.46	8.46
CAPITAL PROJECTS					
301-1001 CLAIM ON CASH-CA	7.17	0.00	0.00	7.17	7.17
FUND 301 TOTAL	7.17	0.00	0.00	7.17	7.17
DISTRICT CLERK					
502-1002 DIST CLERK ACCOU	158,350.72	185,177.99	0.00	343,528.71	305,285.43
502-1004 DIST CLERK-CIVIL	16,156.33	383,241.50	377,913.34CR	21,484.49	19,731.05
502-1005 DIST CLERK-CRIMI	4,764.62	8,553.11	4,921.00CR	8,396.73	6,080.56
502-1006 DISTRICT CLERK T	23,535.01	0.00	0.00	23,535.01	23,535.01
FUND 502 TOTAL	202,806.68	576,972.60	382,834.34CR	396,944.94	354,632.05
COUNTY CLERK					
504-1002 CO CLERK CASH BO	15,344.00	524.00	0.00	15,868.00	15,665.74
504-1003 CO CLERK CASH BO	0.00	0.00	0.00	0.00	0.00
504-1004 CO CLERK-GENERAL	45.10	3,265.99	3,532.99CR	221.90CR	7.71CR
504-1005 CO CLERK-CRIM PA	1,674.32	2,193.00	2,253.00CR	1,614.32	1,685.56
504-1006 CO CLERK-TRUST A	0.00	0.00	0.00	0.00	0.00
FUND 504 TOTAL	17,063.42	5,982.99	5,785.99CR	17,260.42	17,343.59
TAX ACCESSOR/COLLECTOR					
505-1004 TAX A/C- AUTO AC	118,471.14	552,317.13	589,130.53CR	81,657.74	95,130.97
505-1005 TAX A/C- AUTO AC	179.09	1,385.66	1,536.16CR	28.59	46.44
505-1006 TAX A/C-AUTO ACC	1.11	6,623.75	6,409.75CR	215.11	112.01
505-1007 TAX A/C- TAX ACC	5,159.34	6.50	6.43CR	5,159.41	5,157.97
505-1008 TAX A/C- ESCROW	3,107.18	3.92	0.00	3,111.10	3,108.53
FUND 505 TOTAL	126,917.86	560,336.96	597,082.87CR	90,171.95	103,555.92
COUNTY TREASURER					
506-1002 LAMB CO CAFETERI	4,940.60	5,854.17	2,605.28CR	8,189.49	7,019.40
506-1006 SPADE ACCOUNT-GR	0.00	0.00	0.00	0.00	0.00
506-1007 CASH-LAMB CO BAI	12,271.67	10.25	0.00	12,281.92	12,276.93
506-1008 TREAS CASH BOND	12,750.00	2,250.00	2,250.00CR	12,750.00	12,627.72
FUND 506 TOTAL	29,962.27	8,114.42	4,855.28CR	33,221.41	31,924.05

		BEGINNING BALANCE	TOTAL DEBITS	TOTAL CREDITS	ENDING BALANCE	AVERAGE DAILY BALANCE
COUNTY ATTORNEY						
507-1006	CO ATTY SEIZURE	2,566.52	274.08	274.08CR	2,566.52	2,566.52
507-1007	CO ATTY TRUST HO	3,800.26	3,690.63	37,447.67CR	29,956.78CR	11,724.32CR
FUND 507 TOTAL		6,366.78	3,964.71	37,721.75CR	27,390.26CR	9,157.80CR
ADULT PROBATION						
509-1002	154th J.D. -PTAF	1,981.00	3,100.00	2,250.00CR	2,831.00	2,160.18
509-1004	LAMB COUNTY PTAF	0.00	0.00	0.00	0.00	0.00
FUND 509 TOTAL		1,981.00	3,100.00	2,250.00CR	2,831.00	2,160.18
JUSTICE OF THE PEACE						
511-1011	JP 1 CASH ACCOUN	508.70	10,776.25	7,815.00CR	3,469.95	2,590.81
511-1012	JP 2 CASH ACCOUN	2.86	3,965.17	3,965.00CR	3.03	35.50CR
511-1013	JP 3 CASH ACCOUN	833.24	37,778.93	37,779.20CR	832.97	1,258.56
511-1014	JP 4 CASH ACCOUN	2,679.29	7,620.03	9,873.40CR	425.92	1,692.91
FUND 511 TOTAL		4,024.09	60,140.38	59,432.60CR	4,731.87	5,506.78
SHERIFF						
515-1003	SHERIFF BOND FEE	0.00	0.00	0.00	0.00	0.00
515-1006	SHERIFF SEIZURE-	1.00	0.00	0.00	1.00	1.00
515-1007	SHERIFF PETTY CA	0.00	0.00	0.00	0.00	0.00
515-1008	SHERIFF LEOSE CA	12,039.14	4.95	0.00	12,044.09	12,042.53
515-1009	SHERIFF PRISONER	8,499.77	5,736.85	3,524.22CR	10,712.40	10,177.66
515-1010	SHERIFF UNCLAI ME	0.00	0.00	0.00	0.00	0.00
515-1011	SHERIFF TRUST AC	516.75	112.49	112.49CR	516.75	516.75
515-1013	SHERIFF TOYS FOR	6,523.48	2.68	0.00	6,526.16	6,525.32
FUND 515 TOTAL		27,580.14	5,856.97	3,636.71CR	29,800.40	29,263.26
DEBT SERVICE						
801-1001	CLAIM ON CASH-DE	865.43	22.50	0.00	887.93	882.94
FUND 801 TOTAL		865.43	22.50	0.00	887.93	882.94
REPORT TOTALS		6,421,485.98	9,364,809.50	6,406,234.97CR	9,380,060.51	8,055,000.94

SELECTION CRITERIA

PRINT CURRENT

FUND: Exclude: 999
ACCOUNT TYPE: ALL CASH
TRANSACTION DATES: 10/01/2015 THRU 12/31/2015
PERIOD 13: EXCLUDE

PRINT OPTIONS

REPORT TYPE: SUMMARY
RECAP ONLY: YES
DESCRIPTIONS: NO

*** END OF REPORT ***

	BEGINNING BALANCE	TOTAL DEBITS	TOTAL CREDITS	ENDING BALANCE	AVERAGE DAILY BALANCE
JUVENILE PROBATION FUND					
140-1000	JUVENILE PROB CA	0.00	0.00	0.00	0.00
140-1001	CLAIM ON CASH-JU	19,181.21	59,984.49	100,265.05CR	21,099.35CR
140-1003	JPO RESTITUTION	390.00	352.41	436.00CR	306.41
140-1004	JPO-4-H ACTION F	0.00	0.00	0.00	0.00
<hr/>					
FUND 140 TOTAL	19,571.21	60,336.90	100,701.05CR	20,792.94CR	8,957.57CR
STAND GRANT					
141-1000	CASH-STAND ACCOU	0.00	0.00	0.00	0.00
141-1001	CLAIM ON CASH-ST	18,111.26CR	23,700.10	25,166.33CR	19,577.49CR
<hr/>					
FUND 141 TOTAL	18,111.26CR	23,700.10	25,166.33CR	19,577.49CR	11,385.15CR
TITLE IV-E FUND					
142-1000	IV-E CASH ACCOUN	50.67	35,754.25	23,833.35CR	11,971.57
142-1001	CLAIM ON CASH- I	0.00	0.00	0.00	0.00
<hr/>					
FUND 142 TOTAL	50.67	35,754.25	23,833.35CR	11,971.57	5,362.38
LAMB COUNTY 4-H ACTION					
143-1000	LAMB COUNTY 4H A	0.00	0.00	0.00	0.00
<hr/>					
FUND 143 TOTAL	0.00	0.00	0.00	0.00	0.00
JPO-STATE AID					
144-1001	CLAIM ON CASH-JP	5,157.18CR	47,664.00	24,870.16CR	17,636.66
<hr/>					
FUND 144 TOTAL	5,157.18CR	47,664.00	24,870.16CR	17,636.66	5,504.30
VCLG GRANT					
171-1001	CLAIM ON CASH-VC	1,217.53CR	5,306.99	7,601.95CR	3,512.49CR
<hr/>					
FUND 171 TOTAL	1,217.53CR	5,306.99	7,601.95CR	3,512.49CR	5,209.64CR
ADULT-BASIC SUPERVISION					
600-1000	CSCD CASH-AIM BA	0.00	0.00	0.00	0.00
600-1001	CLAIM ON CASH-CS	38,663.21	48,585.79	50,460.20CR	36,788.80
<hr/>					
FUND 600 TOTAL	38,663.21	48,585.79	50,460.20CR	36,788.80	26,856.43

	BEGINNING BALANCE	TOTAL DEBITS	TOTAL CREDITS	ENDING BALANCE	AVERAGE DAILY BALANCE
ADULT-CCP COMMUNITY CORRE 601-1001 CLAIM ON CASH-CS	8,135.00	8,135.00	11,219.74CR	5,050.26	6,504.98
FUND 601 TOTAL	8,135.00	8,135.00	11,219.74CR	5,050.26	6,504.98
REPORT TOTALS	41,934.12	229,483.03	243,852.78CR	27,564.37	18,675.73

5-13-2016 10:41 AM
 FUND : 010-GENERAL FUND
 DEPT : N/A

DETAIL LISTING

PAGE: 1

TRANSACTION DATE: 10/01/2015 THRU 12/31/2015
 ACCOUNTS: 4700 THRU 4700

POST DATE TRAN # REFERENCE PACKET=====DESCRIPTION===== VEND INV/JE # NOTE =====AMOUNT===== BALANCE=====

4700 INTEREST INCOME
 BEGINNING BALANCE 0.00

10/06/15	10/06	C27533	RCPT 00009885	02336	LCAD 9/21-30/15			6.00CR	6.00CR
10/06/15	12/13	B29776	JE32403	01902	LCAD-INTEREST SEPT 2015	JE# 032403		6.00	0.00
10/30/15	11/02	C27794	RCPT 00010076	02384	LCAD OCT 2015 INTEREST			39.64CR	39.64CR
10/31/15	12/15	C30129	RCPT 00010574	02467	AIM BANK-OCTOBER 2015 - INTERE			1,661.45CR	1,701.09CR
			=====		OCTOBER ACTIVITY DB:	6.00	CR: 1,707.09CR	1,701.09CR	
11/06/15	11/06	C27818	RCPT 00010228	02407	TAX A/C OCT 2015 INTEREST AUTO			51.69CR	1,752.78CR
11/06/15	11/06	C27818	RCPT 00010229	02407	TAX A/C OCT 2015 INTEREST TAX			2.12CR	1,754.90CR
11/12/15	11/12	C28462	RCPT 00010250	02417	JP#3 OCTOBER INTEREST			0.67CR	1,755.57CR
11/12/15	11/12	C28462	RCPT 00010256	02417	JPO GRANT A INTEREST DEP WRONG			0.35CR	1,755.92CR
11/17/15	11/17	C28479	RCPT 00010267	02418	LCAD 11/9-15/15			6.66CR	1,762.58CR
11/17/15	2/03	B30393	JE32971	01953	RECLASS TAX CERT 11/9-15	JE# 032971		6.66	1,755.92CR
11/30/15	2/02	B30388	RCPT 00011093	01952	AIM BANK - NOV. 2015 INTEREST	JE# 032970		2,616.33CR	4,372.25CR
11/30/15	3/28	B31110	RCPT 00011093	01976	AIM BANK - NOV. 2015 INTEREST	JE# 033510		2,616.33CR	6,988.58CR
			=====		NOVEMBER ACTIVITY DB:	6.66	CR: 5,294.15CR	5,287.49CR	
12/08/15	12/08	C29289	RCPT 00010522	02460	LCAD NOV 2015 INTEREST			176.04CR	7,164.62CR
12/08/15	12/08	C29289	RCPT 00010525	02460	JP3 NOV 2015			1.18CR	7,165.80CR
12/11/15	12/11	C29398	RCPT 00010554	02462	TAX ACCT INTEREST NOV 2015			2.19CR	7,167.99CR
12/11/15	12/11	C29398	RCPT 00010555	02462	AUTO ACCT INTEREST NOV 2015			44.95CR	7,212.94CR
12/31/15	1/06	C30298	RCPT 00010658	02500	DEC 2015 INTEREST			57.30CR	7,270.24CR
12/31/15	2/01	C30384	RCPT 00011154	02583	AIM BANK- 12/31/15 INTEREST			2,701.16CR	9,971.40CR
			=====		DECEMBER ACTIVITY DB:	0.00	CR: 2,982.82CR	2,982.82CR	
			=====		ACCOUNT TOTAL DB:	12.66	CR: 9,984.06CR		

000 ERRORS IN THIS REPORT! *--*--*--*--*--*--*--*--*--*

** REPORT TOTALS ** --- DEBITS --- --- CREDITS ---
 BEGINNING BALANCES: 0.00 0.00
 REPORTED ACTIVITY: 12.66 9,984.06CR
 ENDING BALANCES: 12.66 9,984.06CR
 TOTAL FUND ENDING BALANCE: 9,971.40CR

SELECTION CRITERIA

FISCAL YEAR: Oct-2015 / Sep-2016
FUND: Include: 010
TRANSACTION DATES: 10/01/2015 THRU 12/31/2015
TRANSACTIONS: BOTH

ACCOUNT SELECTION

ACCOUNT RANGE: 4700 THRU 4700
DEPARTMENT RANGE: - THRU -
ACTIVE FUNDS ONLY: NO
ACTIVE ACCOUNT ONLY: NO
INCLUDE RESTRICTED ACCOUNTS: NO
DIGIT SELECTION:

PRINT OPTIONS DETAIL

OMIT ACCOUNTS WITH NO ACTIVITY: NO
PRINT ENCUMBRANCES: NO
PRINT VENDOR NAME: NO
PRINT PROJECTS: NO
PRINT MONTHLY TOTALS: YES
PRINT GRAND TOTALS: NO
PRINT: INVOICE #
PAGE BREAK BY: NONE

*** END OF REPORT ***

Investment Portfolio Pledged Securities
 AIM BANK
 LITTLEFIELD, TX

InTrader (pledged)
 Last : 11/30/2015
 As-of: 12/31/2015
 2AIM 1018373

Sec ID	Ticket	Security Description Line 1	Security Description Line 2	Safeguarding Agent	Rate	Maturity	Grp	Original Face S & P	Par/Curr Face Moody	Priced Pledged	Book Value	Market Value
PLEGGED TO: lambc												
3138A7GY8		*LAMB COUNTY										
TIB	164039076	FNMA #AH5614		THE INDEPENDENT BANKERSBANK	3.5	02/01/2026	305	2,610,000.00		12/28/2015	1,212,236.08	
3138ELUV3		FNMA #AL4195		THE INDEPENDENT BANKERSBANK	3.5	06/01/2027	305	1,155,027.73		07/08/2015	1,215,478.30	
TIB	164038151	FNMA #AP2085 ARM		THE INDEPENDENT BANKERSBANK	3.5	08/01/2042	305	5,425,000.00		12/28/2015	3,438,368.43	
3138M5J75		FNMA #AP7539		THE INDEPENDENT BANKERSBANK	1.931	09/01/2027	305	3,281,514.58		12/19/2014	3,443,573.79	
TIB	164027259	FNMA #890329		THE INDEPENDENT BANKERSBANK	3	04/01/2026	305	3,000,000.00		12/28/2015	1,672,605.59	
3138MBLV6		FNMA #MA0695		THE INDEPENDENT BANKERSBANK	3	04/01/2031	305	1,608,748.11		02/04/2013	1,669,743.89	
TIB	164029772	FNMA #MA1322		THE INDEPENDENT BANKERSBANK	4	01/01/2023	305	2,450,000.00		12/28/2015	1,503,356.03	
31410LEA6		FNMA #MA1452		THE INDEPENDENT BANKERSBANK	4	05/01/2023	305	1,429,305.03		11/26/2013	1,480,403.54	
TIB	164024221	FNMA #MA1480		THE INDEPENDENT BANKERSBANK	3	06/01/2023	305	1,775,000.00		12/28/2015	759,102.81	
31417YXZ5				THE INDEPENDENT BANKERSBANK	4			709,827.17		04/09/2013	755,236.61	
TIB	213001967			THE INDEPENDENT BANKERSBANK	4			900,000.00		12/28/2015	378,948.79	
31418APG7				THE INDEPENDENT BANKERSBANK	3			350,259.54		02/04/2013	374,091.46	
TIB	164033938			THE INDEPENDENT BANKERSBANK	3			1,452,000.00		12/28/2015	763,793.05	
31418ATJ7				THE INDEPENDENT BANKERSBANK	3			743,748.83		04/09/2014	767,559.18	
TIB	219000475			THE INDEPENDENT BANKERSBANK	3			1,270,760.00		12/28/2015	717,345.87	
31418AUFE6				THE INDEPENDENT BANKERSBANK	3			695,746.86		03/05/2014	718,086.24	
TIB	219000774			THE INDEPENDENT BANKERSBANK	3			1,020,000.00		12/28/2015	595,655.21	
TIB								579,753.99		12/19/2014	598,489.90	
TOTAL FOR PLEDGE ID lambc												
Pledged: 9										Orig Face: 19,902,760.00	Current Face: 10,553,931.84	Market: 11,022,662.91
											Book: 11,041,411.86	

The information contained herein; while believed to be reliable, is not guaranteed.
 For assistance please contact TIB Investment Portfolio (866) 308-4842.



Trusted.

Partner.

Investment Portfolio Pledged Securities

AIM BANK
LITTLEFIELD, TX

InTrader (pledged)
Last : 10/31/2015
As-of: 11/30/2015
2AIM 1018373

Sec ID Loc	Ticket	Security Description Line 1 Security Description Line 2	Safekeeping Agent Rate	Maturity	Grp	Original Face S & P Par/Curr Face Moody	Priced Pledged	Book Value Market Value	
PLEGGED TO: lambc *LAMB COUNTY									
3138A7GY8		FNMA #AH5614	THE INDEPENDENT BANKERSBANK			2,610,000.00	11/25/2015	1,233,325.75	
TIB	164039076		3.5	02/01/2026	305	1,173,850.55	07/08/2015	1,239,115.11	
3138ELUV3		FNMA #AL4195	THE INDEPENDENT BANKERSBANK			5,425,000.00	11/25/2015	3,506,647.95	
TIB	164038151		3.5	06/01/2027	305	3,343,091.31	12/19/2014	3,519,094.97	
3138M5J75		FNMA #AP2085 ARM	THE INDEPENDENT BANKERSBANK			3,000,000.00	11/25/2015	1,704,887.46	
TIB	164027259		1.931	08/01/2042	305	1,639,746.66	02/04/2013	1,682,672.67	
3138MBLV6		FNMA #AP7539	THE INDEPENDENT BANKERSBANK			2,450,000.00	11/25/2015	1,523,707.02	
TIB	164029772		3	09/01/2027	305	1,448,332.10	11/26/2013	1,504,016.91	
31410LEA6		FNMA #890329	THE INDEPENDENT BANKERSBANK			1,775,000.00	11/25/2015	771,533.83	
TIB	164024221		4	04/01/2026	305	721,208.57	04/09/2013	768,511.65	
31417YXZ5		FNMA #MA0695	THE INDEPENDENT BANKERSBANK			900,000.00	11/25/2015	386,741.25	
TIB	213001967		4	04/01/2031	305	357,403.48	02/04/2013	382,968.12	
31418APG7		FNMA #MA1322	THE INDEPENDENT BANKERSBANK			1,452,000.00	11/25/2015	792,195.63	
TIB	164033938		3	01/01/2023	305	770,770.17	04/09/2014	798,950.75	
31418ATJ7		FNMA #MA1452	THE INDEPENDENT BANKERSBANK			1,270,760.00	11/25/2015	736,934.51	
TIB	219000475		3	05/01/2023	305	714,019.86	03/05/2014	740,073.27	
31418AUE6		FNMA #MA1480	THE INDEPENDENT BANKERSBANK			1,020,000.00	11/25/2015	604,108.06	
TIB	219000774		3	06/01/2023	305	587,519.06	12/19/2014	609,093.73	
TOTAL FOR PLEDGE ID lambc									
Pledged: 9						Orig Face: 19,902,760.00	Current Face: 10,755,941.76	Market: 11,244,497.18	Book: 11,260,081.46



Partner:

Trusted.

The information contained herein; while believed to be reliable, is not guaranteed.
For assistance please contact TIB Investment Portfolio (866) 308-4842.

Investment Portfolio Pledged Securities
 AIM BANK
 LITTLEFIELD, TX

InTrader (pledged)
 Last: 09/30/2015
 As-of: 10/31/2015
 2AIM 1018373

Sec ID	Ticket	Security Description Line 1	Security Description Line 2	Safekeeping Agent	Rate	Maturity	Grp	Original Face S & P	Priced	Book Value	
Loc								Par/Curr Face Moody	Pledgmod	Market Value	
PLEGGED TO: lambc											
		*LAMB COUNTY									
3138A7GY8		FNMA #AH5614		THE INDEPENDENT BANKERSBANK				2,610,000.00	10/27/2015	1,258,729.95	
TIB	164039076			3.5	02/01/2026	305		1,196,704.24	07/08/2015	1,273,451.68	
3138ELUV3		FNMA #AL4195		THE INDEPENDENT BANKERSBANK				5,425,000.00	10/27/2015	3,575,962.41	
TIB	164038151			3.5	06/01/2027	305		3,405,334.83	12/19/2014	3,609,281.52	
3138M5J75		FNMA #AP2085 ARM		THE INDEPENDENT BANKERSBANK				3,000,000.00	10/27/2015	1,714,873.92	
TIB	164027259			1.93	08/01/2042	305		1,649,314.29	02/04/2013	1,695,455.14	
3138MBLV6		FNMA #AP7539		THE INDEPENDENT BANKERSBANK				2,450,000.00	10/27/2015	1,545,465.94	
TIB	164029772			3	09/01/2027	305		1,468,694.10	11/26/2013	1,539,328.52	
31410LEA6		FNMA #890329		THE INDEPENDENT BANKERSBANK				1,775,000.00	10/27/2015	784,006.96	
TIB	164024221			4	04/01/2026	305		732,627.31	04/09/2013	786,063.18	
31417YXZ5		FNMA #MA0695		THE INDEPENDENT BANKERSBANK				900,000.00	10/27/2015	393,716.05	
TIB	213001967			4	04/01/2031	305		363,788.95	02/04/2013	392,417.82	
31418APG7		FNMA #MA1322		THE INDEPENDENT BANKERSBANK				1,452,000.00	10/27/2015	809,956.59	
TIB	164033938			3	01/01/2023	305		787,423.17	04/09/2014	822,919.43	
31418ATJ7		FNMA #MA1452		THE INDEPENDENT BANKERSBANK				1,270,750.00	10/27/2015	757,657.21	
TIB	219000475			3	05/01/2023	305		733,354.53	03/05/2014	766,376.00	
31418AUJ6		FNMA #MA1480		THE INDEPENDENT BANKERSBANK				1,020,000.00	10/27/2015	619,746.59	
TIB	219000774			3	05/01/2023	305		602,207.95	12/19/2014	629,270.79	
TOTAL FOR PLEDGE ID lambc										11,460,115.62	
Pledged: 9									Orig Face: 19,902,760.00	Current Face: 10,939,449.37	Market: 11,514,564.00



Partner:

Trusted.

The information contained herein, while believed to be reliable, is not guaranteed.
 For assistance please contact TIB Investment Portfolio (866) 308-4842.